



November 12, 2020

**BSE Limited**

P. J. Towers, 25<sup>th</sup> Floor,  
Dalal Street, MUMBAI – 400001.  
Scrip Code: 532368

**National Stock Exchange of India Limited**

Exchange Plaza, Bandra Kurla Complex,  
Bandra (E), Mumbai-400051.  
Symbol: BCG

Dear Madam/Sir,

**Sub: Outcome of the Board Meeting - Unaudited Financial Results for the quarter and half year ended September 30, 2020.**

With reference to the Notice issued on November 04, 2020, we would like to inform you that the Board of Directors of the Company at their meeting held on November 12, 2020 have *inter alia* approved the Unaudited Financial Results of the Company for the quarter and half year ended September 30, 2020.

In terms of the above, we are enclosing herewith the following:

1. Unaudited financial results of the Company and Unaudited Consolidated financial results of the Company for the quarter and half year ended September 30, 2020 under Ind AS, which have been approved and taken on record at a meeting of the Board of Directors of the Company held today.
2. Limited Review Report pursuant to Regulation 33 of the SEBI (LODR) Regulations, 2015, for Unaudited Financial Results (Consolidated & Standalone) for the quarter and half year ended September 30, 2020 from our Statutory Auditors.
3. Approved to convene the 21<sup>st</sup> Annual General Meeting of the Company on Monday, December 28, 2020 @ 11:00 AM through Video Conferencing/Other Audio-Visual Means.

The Board Meeting commenced at 06:30 P.M. and concluded at 11:30 P.M. This is for your information and records.

Yours faithfully,

**For BRIGHTCOM GROUP LIMITED**

**Manohar Mollama**  
**Company Secretary & Compliance Officer**  
**ACS - 39254**



**BRIGHTCOM GROUP LIMITED (NSE & BSE - BCG)**

Regd. Office: Floor: 5, Fairfield by Marriott, Road No: 2, Nanakramguda, Gachibowli, Hyderabad – 500032, India.

CIN:L64203TG1999PLC030996

Tel: +91 40 6744 9910, Fax: +91 22 6645 9677, www.brightcomgroup.com, email:ir@brightcomgroup.com


**Statement of Unaudited Standalone & Consolidated Financial Results for the Quarter and Half Year Ended 30th September 2020**

All amounts in Indian Rupees Lakhs, except share data

Sl.No.	Particulars	Standalone						Consolidated						
		Quarter ended			Half Year ended			Quarter ended			Half Year ended			Year ended
		30-Sep-2020	30-Jun-2020	30-Sep-2019	30-Sep-2020	30-Sep-2019	31-Mar-2020	30-Sep-2020	30-Jun-2020	30-Sep-2019	30-Sep-2020	30-Sep-2019	31-Mar-2020	
(Refer Notes below)	(Unaudited)	(Unaudited)	(Unaudited)	(Unaudited)	(Unaudited)	(audited)	(Unaudited)	(Unaudited)	(Unaudited)	(Unaudited)	(Unaudited)	(audited)		
1	a) Income from operations	8,250.14	11,610.57	11,563.41	19,860.71	23,022.24	46,658.75	63,833.76	63,954.84	62,956.94	127,788.60	120,455.10	269,231.84	
	b) Other income	142.10	(1.38)	(155.33)	140.72	(133.34)	1,370.70	132.70	(0.82)	(248.63)	131.88	(222.01)	1,414.68	
	<b>Total Income</b>	<b>8,392.24</b>	<b>11,609.19</b>	<b>11,408.08</b>	<b>20,001.43</b>	<b>22,888.90</b>	<b>48,029.45</b>	<b>63,966.46</b>	<b>63,954.02</b>	<b>62,708.31</b>	<b>127,920.48</b>	<b>120,233.09</b>	<b>270,646.52</b>	
2	<b>Expenses</b>													
	a) Cost of sales/services	6,710.04	9,055.40	8,797.43	15,765.44	17,729.99	35,665.40	35,554.99	36,161.92	34,863.61	71,716.91	66,329.79	151,126.09	
	b) Changes in inventories of finished goods, work-in-progress and stock-in-trade													
	c) Employee benefits expense	742.74	1,239.89	1,202.91	1,982.63	2,423.93	4,959.38	4,071.12	3,989.47	4,004.77	8,060.58	7,577.33	16,086.42	
	d) Depreciation and amortization expense	5.94	6.02	21.27	11.96	42.78	87.55	5,529.13	5,113.88	4,714.28	10,643.02	8,287.62	17,953.00	
	e) Finance costs	168.52	162.20	157.53	330.72	440.74	629.80	168.80	162.31	157.53	331.12	440.74	629.80	
	f) Other expenses	716.83	1,063.51	1,039.53	1,780.34	2,042.69	4,252.55	4,488.10	4,632.31	4,320.29	9,120.41	8,115.99	20,588.54	
	<b>Total expenses</b>	<b>8,344.07</b>	<b>11,527.02</b>	<b>11,218.67</b>	<b>19,871.09</b>	<b>22,680.13</b>	<b>45,594.68</b>	<b>49,812.14</b>	<b>50,059.89</b>	<b>48,060.48</b>	<b>99,872.04</b>	<b>90,751.47</b>	<b>206,383.85</b>	
3	<b>Profit/(loss) before exceptional items (1-2)</b>	<b>48.17</b>	<b>82.17</b>	<b>189.41</b>	<b>130.34</b>	<b>208.77</b>	<b>2,434.77</b>	<b>14,154.32</b>	<b>13,894.13</b>	<b>14,647.83</b>	<b>28,048.44</b>	<b>29,481.62</b>	<b>64,262.67</b>	
4	Exceptional items	-	-	-	-	2,548.40	2,548.40	-	-	-	-	-	2,548.40	
5	<b>Profit/(loss) before tax (3+4)</b>	<b>48.17</b>	<b>82.17</b>	<b>189.41</b>	<b>130.34</b>	<b>(2,339.63)</b>	<b>(113.63)</b>	<b>14,154.32</b>	<b>13,894.13</b>	<b>14,647.83</b>	<b>28,048.44</b>	<b>26,933.22</b>	<b>61,714.27</b>	
6	<b>Tax Expenses</b>													
	a) Current Tax	16.08	27.43	-	43.51	-	-	3,858.83	3,761.44	3,970.40	7,620.27	7,998.38	17,755.77	
	b) Deferred tax	14.46	6.03	143.74	20.49	71.60	29.18	(4.65)	(5.22)	130.95	(9.86)	72.67	(51.99)	
	<b>Total Tax Expenses</b>	<b>30.54</b>	<b>33.46</b>	<b>143.74</b>	<b>64.00</b>	<b>71.60</b>	<b>29.18</b>	<b>3,854.18</b>	<b>3,756.22</b>	<b>4,101.35</b>	<b>7,610.41</b>	<b>8,071.05</b>	<b>17,703.78</b>	
7	<b>Net profit/(loss) after tax (5-6)</b>	<b>17.63</b>	<b>48.71</b>	<b>45.67</b>	<b>66.34</b>	<b>(2,411.23)</b>	<b>(142.81)</b>	<b>10,300.14</b>	<b>10,137.91</b>	<b>10,546.48</b>	<b>20,438.03</b>	<b>18,862.17</b>	<b>44,010.49</b>	
8	Other comprehensive income/(loss) (net of tax)	(165.25)	17.73	113.27	(147.52)	116.03	(78.19)	(6,777.54)	509.89	7,866.29	(6,267.65)	7,206.56	(61,739.99)	
9	<b>Total comprehensive income for the period (7+8)</b>	<b>(147.62)</b>	<b>66.44</b>	<b>158.94</b>	<b>(81.18)</b>	<b>(2,295.20)</b>	<b>(221.00)</b>	<b>3,522.60</b>	<b>10,647.80</b>	<b>18,412.77</b>	<b>14,170.38</b>	<b>26,068.73</b>	<b>(17,729.50)</b>	
10	Paid-up equity share capital (Face Value of Rs.2/-each)	10,153.03	10,153.03	9,525.03	10,153.03	9,525.03	9,525.03	10,153.03	10,153.03	9,525.03	10,153.03	9,525.03	9,525.03	
11	Reserves excluding Revaluation Reserves as per balance sheet of previous accounting year						48,555.85						273,121.11	
12	Earnings per share (Face value of Rs.2/-each) (not annualized)													
	a) Basic (in Rs.)	0.003	0.01	(0.01)	0.01	(0.51)	(0.03)	2.03	2.00	2.21	4.03	3.96	9.24	
	b) Diluted (in Rs.)	0.003	0.01	(0.01)	0.01	(0.51)	(0.03)	2.03	2.00	2.21	4.03	3.96	9.24	

**Notes:**

- The above results have been reviewed and recommended by the Audit Committee and approved by the Board of Directors of the Company at its meeting held on 12th November 2020.
- The above interim financial results have been prepared from the Interim financial statements, which are prepared in accordance with Ind AS notified under the companies (Indian accounting standards) rules, 2015.
- The Company operates in two segments i.e, Digital Marketing and Software Development.
- The figures for the previous period/year have been regrouped/reclassified, wherever necessary.



For BRIGHTCOM GROUP LIMITED

*M. Suresh Kumar Reddy*

**M.SURESH KUMAR REDDY**  
Chairman and Managing Director  
DIN: 00140515

Place : HYDERABAD  
Date : November 12, 2020

## Statement of Assets &amp; Liabilities

(Rs. in Lakhs)

Sl.No.	Particulars	Standalone		Consolidated	
		As at	As at	As at	As at
		30-Sep-20	31-Mar-20	30-Sep-20	31-Mar-20
		(Unaudited)	(Audited)	(Unaudited)	(Audited)
	<b>ASSETS</b>				
1	<b>Non-current assets</b>				
	Property, plant and equipment	77.20	85.51	2,201.56	2,227.15
	Capital work in Progress		-	10,925.93	13,578.20
	Investment property	21.95	21.95	21.95	21.95
	Goodwill on consolidation		-		-
	Other intangible assets	1.50	3.00	78,558.57	67,271.98
	Intangible assets under development		-	7,913.14	13,189.38
	Financial assets		-		-
	- Investments	50,888.68	50,888.68	27,278.44	25,114.65
	- Loans	19.91	20.66	9,795.89	10,007.26
	- Other financial assets	164.45	164.45	1,455.44	1,660.05
	Deferred tax assets (net)	180.45	203.36	366.25	383.15
	Non-current tax assets (net)	51.93	68.37	51.93	68.37
	Other non-current assets		-	3,182.43	3,074.20
	<b>Total non-current assets</b>	<b>51,406.07</b>	<b>51,455.97</b>	<b>141,751.53</b>	<b>136,596.33</b>
2	<b>Current assets</b>				
	Financial assets				
	- Trade receivables	21,082.70	21,604.07	99,296.35	97,471.15
	- Cash and cash equivalents	21.60	18.19	13,047.51	11,894.27
	- Other bank balances	5.57	5.57	5.57	5.57
	- Loans	12,080.18	10,553.80	72,189.68	65,259.94
	- Other financial assets	32.57	32.57	32.57	32.57
	Other current assets	2,688.97	1,340.45	16,856.96	15,740.46
	<b>Total current assets</b>	<b>35,911.59</b>	<b>33,554.64</b>	<b>201,428.64</b>	<b>190,403.96</b>
	<b>Total assets</b>	<b>87,317.66</b>	<b>85,010.61</b>	<b>343,180.17</b>	<b>327,000.29</b>
	<b>EQUITY AND LIABILITIES</b>				
	Equity				
	Equity share capital	10,153.03	9,525.03	10,153.03	9,525.03
	Other equity	50,986.66	48,555.85	289,803.48	273,121.11
	<b>Total equity</b>	<b>61,139.69</b>	<b>58,080.88</b>	<b>299,956.51</b>	<b>282,646.14</b>
	<b>LIABILITIES</b>				
1	<b>Non-current liabilities</b>				
	Financial liabilities				
	- Borrowings	9,727.91	9,937.49		-
	Other Long - Term liabilities	-	-		-
	Deferred tax liabilities (net)	-	-	1,005.28	290.95
	Provisions	474.45	458.81	281.68	998.02
	<b>Total non-current liabilities</b>	<b>10,202.36</b>	<b>10,396.30</b>	<b>1,286.96</b>	<b>1,288.97</b>
2	<b>Current liabilities</b>				
	Financial liabilities				
	- Borrowings	3,602.05	3,602.05	3,602.05	3,602.05
	- Trade payables	2,897.92	3,649.05	9,837.58	10,154.04
	- Other financial liabilities	931.94	890.69	931.94	890.69
	Other current liabilities	7,750.12	7,639.78	22,557.03	22,775.57
	Provisions	793.57	751.86	5,008.10	5,642.83
	<b>Total current liabilities</b>	<b>15,975.60</b>	<b>16,533.43</b>	<b>41,936.70</b>	<b>43,065.18</b>
	<b>Total equity and liabilities</b>	<b>87,317.66</b>	<b>85,010.61</b>	<b>343,180.17</b>	<b>327,000.29</b>

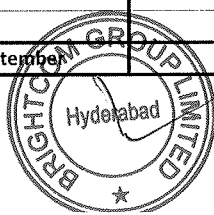


## Brightcom Group Limited

(Rs. In lakhs)

## Statement of Cash flows(unaudited)

	Particulars	Standalone		Consolidated	
		Half-year ended Sep 30,		Half-year ended Sep 30,	
		2020	2019	2020	2019
<b>A.</b>	<b>Cash Flow from Operating Activities</b>				
	Profit Before Tax	130.34	(2,339.63)	28,048.44	26,933.22
	Adjustment for :	-	-	-	-
	Add: Depreciation and amortisation expense	11.96	42.78	10,643.02	8,287.62
	Interest Expense	-	-	-	-
	Allowance for doubtful trade receivables	39.25	(224.49)	21.07	(317.65)
	Forex Gain/Loss	-	200.36	-	-
	Baddebts-written off	-	2,548.40	-	2,548.40
	<b>Operating Profit before Working Capital Changes</b>	<b>181.55</b>	<b>227.42</b>	<b>38,712.53</b>	<b>37,451.60</b>
	Adjustment for Working Capital Changes:	-	-	-	-
	Increase/(Decrease) in Short term Borrowings	-	(3,100.30)	-	(3,100.30)
	Increase/(Decrease) in Trade Payables	(751.13)	(637.82)	(316.47)	143.09
	Increase/(Decrease) in other Current Liabilities	110.34	(1,226.05)	(218.54)	(488.17)
	Increase/(Decrease) in Others financial liabilities	41.25	1,532.89	41.25	1,532.89
	Increase/(Decrease) in Short-Term Provisions	41.70	10.85	(7.52)	(1,022.21)
	Decrease/(Increase) in Trade Receivables	482.11	701.28	(1,846.27)	(492.86)
	Decrease/(Increase) in Short-Term Loans and Advances	(1,526.38)	2,298.84	(6,929.75)	(7,231.74)
	(Increase)/Decrease in Other Financial Assets	-	9.87	-	9.87
	(Increase)/Decrease in other Current Assets	(1,348.52)	49.76	(1,116.49)	(8,842.47)
	<b>Cash Flow from Operating Activities</b>	<b>(2,769.08)</b>	<b>(133.26)</b>	<b>28,318.74</b>	<b>17,959.69</b>
	Less: Taxes paid	-	-	8,247.48	6,318.83
	<b>Net Cash Flow from Operating Activities(A)</b>	<b>(2,769.08)</b>	<b>(133.26)</b>	<b>20,071.26</b>	<b>11,640.87</b>
<b>B.</b>	<b>Cash Flow from Investing Activities</b>				
	Assets Written off	-	-	-	-
	Purchase/(Increase) of Fixed Assets	(2.15)	-	(412.85)	(394.38)
	Investment in Subsidiary /Joint Venture	-	-	-	-
	(Increase)/Decrease in Non-Current Investments	-	-	(2,163.79)	-
	(Increase)/Decrease in Capital Work in Progress	-	-	(6,688.34)	(6,181.91)
	(Increase)/Decrease in Intangibles under development	-	-	(8,731.04)	(8,719.99)
	<b>Net cash flow from investing activities(B)</b>	<b>(2.15)</b>	<b>-</b>	<b>(17,996.02)</b>	<b>(15,296.28)</b>
<b>C.</b>	<b>Cash Flows from Financing Activities</b>				
	Interest Paid	-	-	-	-
	Increase/(Decrease) in Long Term Loans	-	-	-	-
	Increase /(Decrease) in Foreign Currency Fluctuation Reserve	(361.96)	122.23	(4,508.23)	4,496.27
	Increase/(Decrease) in share capital	628.00	-	628.00	-
	Increase/(Decrease) in Capital reserve	2,512.00	-	2,512.00	-
	Increase/(Decrease) in long term provision	20.48	11.30	104.56	28.03
	(Increase)/Decrease in Deferred tax Asset(Net)	2.46	(0.00)	26.77	63.24
	Increase/(Decrease) in Deferred tax Liabilities(Net)	-	-	(9.28)	28.86
	(Increase)/Decrease in Long term loans and advances	0.75	8.04	211.37	(351.70)
	(Increase)/Decrease in Non current Other Financial Assets	-	-	204.61	(192.37)
	(Increase)/Decrease in Other Non - Current tax Assets(Net)	(27.08)	(5.64)	16.44	(5.64)
	(Increase)/Decrease in Other Non - Current Assets	-	-	(108.23)	100.23
	<b>Net cash flow from financing activities C</b>	<b>2,774.65</b>	<b>135.94</b>	<b>(921.99)</b>	<b>4,166.92</b>
	<b>Cash and cash equivalents at beginning of year</b>	<b>23.75</b>	<b>15.47</b>	<b>11,899.83</b>	<b>10,263.47</b>
	<b>Net change in cash ( A+B+C)</b>	<b>3.42</b>	<b>2.68</b>	<b>1,153.25</b>	<b>511.51</b>
	<b>Cash and cash equivalents at period ended 30th september</b>	<b>27.17</b>	<b>18.15</b>	<b>13,053.08</b>	<b>10,774.98</b>



**BRIGHTCOM GROUP LIMITED (NSE & BSE - BCG)**

Regd. Office: Floor: 5, Fairfield by Marriott, Road No: 2, Nanakramguda, Gachibowli, Hyderabad – 500032, India.

CIN:L64203TG1999PLC030996


Tel: +91 40 6744 9910, Fax: +91 22 6645 9677, www.brightcomgroup.com, email:ir@brightcomgroup.com

**REPORTING OF SEGMENT WISE REVENUE, RESULTS , SEGMENT ASSETS & SEGMENT LIABILITIES(CONSOLIDATED)**

All amounts in Indian Rupees Lakhs

Sl.No.	Particulars	Consolidated					
		Quarter Ended			Half Year Ended		Year Ended
		30-Sep-2020 (Unaudited)	30-Jun-2020 (Unaudited)	30-Sep-2019 (Unaudited)	30-Sep-2020 (Unaudited)	30-Sep-2019 (Unaudited)	31-Mar-2020 (audited)
<b>1</b>	<b>Segment Revenue</b>						
	(a) Digital Marketing Segment	55,727.27	52,465.50	51,646.07	108,192.77	97,977.64	223,385.83
	(b) Software Development Segment	8,106.49	11,489.34	11,310.87	19,595.83	22,477.46	45,846.01
	<b>Total Sales/ Income from Operations</b>	<b>63,833.76</b>	<b>63,954.84</b>	<b>62,956.94</b>	<b>127,788.60</b>	<b>120,455.10</b>	<b>269,231.84</b>
	Less: Inter Segment Revenue						
	<b>Net Sales/ Income from Operations</b>	<b>63,833.76</b>	<b>63,954.84</b>	<b>62,956.94</b>	<b>127,788.60</b>	<b>120,455.10</b>	<b>269,231.84</b>
<b>2</b>	<b>Segment Results - Profit (+) / Loss (-) before tax and interest</b>						
	(a) Digital Marketing Segment	14,137.99	13,839.68	14,459.46	27,977.67	29,323.26	61,908.16
	(b) Software Development Segment	185.13	216.76	345.90	401.89	(1,949.30)	435.91
	<b>Total</b>	<b>14,323.12</b>	<b>14,056.44</b>	<b>14,805.36</b>	<b>28,379.56</b>	<b>27,373.96</b>	<b>62,344.07</b>
	Less: Interest	168.80	162.31	157.53	331.12	440.74	629.80
	<b>Total Profit (+) / Loss (-) before tax</b>	<b>14,154.32</b>	<b>13,894.13</b>	<b>14,647.83</b>	<b>28,048.44</b>	<b>26,933.22</b>	<b>61,714.27</b>
<b>3</b>	<b>Segment Assets</b>						
	(a) Digital Marketing Segment	313,533.97	308,875.51	340,370.21	313,533.97	340,370.21	297,013.95
	(b) Software Development Segment	29,646.20	29,648.23	30,926.12	29,646.20	30,926.12	29,986.34
	<b>Total segment assets</b>	<b>343,180.17</b>	<b>338,523.74</b>	<b>371,296.33</b>	<b>343,180.17</b>	<b>371,296.33</b>	<b>327,000.29</b>
	<b>Segment liabilities</b>						
	(a) Digital Marketing Segment	26,792.51	25,660.21	28,537.23	26,792.51	28,537.23	27,760.64
	(b) Software Development Segment	16,431.15	16,429.61	16,314.71	16,431.15	16,314.71	16,593.51
	<b>Total segment liabilities</b>	<b>43,223.66</b>	<b>42,089.82</b>	<b>44,851.94</b>	<b>43,223.66</b>	<b>44,851.94</b>	<b>44,354.15</b>

For BRIGHTCOM GROUP LIMITED



*(Handwritten Signature)*

**M.SURESH KUMAR REDDY**  
Chairman and Managing Director  
DIN: 00140515

Place : HYDERABAD  
Date : November 12, 2020



**P C N & ASSOCIATES**  
CHARTERED ACCOUNTANTS  
Plot No. 12, "N Heights"  
Ground Floor, Software Layout Unit  
Cyberabad, Hyderabad - 500 081.

Tel. : (91-40) 2311 9499  
E-mail : pcnassociates@yahoo.com

Independent Auditor's Review Report on the Quarterly and Year to Date Unaudited Consolidated Financial Results of the Company Pursuant to the Regulation 33 of the SEBI (Listing Obligations and Disclosure Requirements) Regulations, 2015, as amended


The Board of Directors  
Brightcom Group Limited  
Hyderabad

1) We have reviewed the accompanying statement of unaudited consolidated financial results of Brightcom Group Limited ("the Company") comprising its Subsidiaries (together referred to as "the Group") for the quarter and half year ended 30th September, 2020 ("the Statement") attached herewith, being submitted by the Company pursuant to the requirements of Regulation 33 of the SEBI (Listing Obligation and Disclosure Requirements) Regulations, 2015, as amended ( the "listing Regulations").

2) The preparation of the Statement in accordance with the recognition and measurement principles laid down in Indian Accounting Standard 34, (IndAS 34) "Interim Financial Reporting" prescribed under Section 133 of the Companies Act, 2013 read with Rule 3 of Companies (Indian Accounting Rules), 2015, as amended read with the Circular is the responsibility of the Parent's Management and has been approved by the Parent's Board of Directors of the Company. Our responsibility is to express a conclusion on these financial statements based on our review.

3) We conducted our" review in accordance with the Standard on Review Engagement (SRE) 2410, "Review of Interim Financial Information Performed by the Independent Auditor of the Entity" issued by the Institute of Chartered Accountants of India. This standard requires that we plan and perform the review to obtain moderate assurance as to whether the financial statements are free of material misstatement. A review is limited primarily to inquiries of company personnel and analytical procedures, applied to financial data and thus provides less assurance than an audit. We have not performed an audit and accordingly, we do not express an audit opinion.

We also performed procedures in accordance with the circular issued by the SEBI under Regulation 33 (8) of the SEBI (Listing Obligations and Disclosure Requirements) Regulations, 2015, as amended, to the extent applicable.





**P C N & ASSOCIATES**  
CHARTERED ACCOUNTANTS  
Plot No. 12, "N Heights"  
Ground Floor, Software Layout Unit  
Cyberabad, Hyderabad - 500 081.


Tel. : (91-40) 2311 9499  
E-mail : pcnassociates@yahoo.com

4) The statement includes the results of the following entities:

- a) Yreach Media Private Limited, India
- b) LIL Projects Private Limited, India
- c) Frontier Data Management Inc, USA
- d) International Expressions Inc, USA
- e) Online Media Solutions Limited, Israel
- f) Ybrant Media Acquisition Inc, USA
- g) Dyomo Corporation, USA
- h) Max Interactive Pty, Ltd., Australia
- i) DreamAd, Argentina
- j) DreamAd, Chile
- k) Get Media Mexico Sociedad Anonima De Capital Variable, Mexico
- l) DreamAd, Panama
- m) DreamAd, Uruguay
- n) Ybrant Digital Services De Publicidade Ltda, Brasil
- o) Ybrant Digital (Brasil) Ltd., Singapore
- p) LGS Global FZE, UAE

5) Based on our review conducted and procedures performed as stated in paragraph 3 above and based on the consideration of the review reports of management as given in paragraph 6 and 7 below, nothing has come to our attention that causes us to believe that the accompanying Statement, prepared in accordance with the recognition and measurement principles laid down in the aforesaid Indian Accounting Standard and other accounting principles generally accepted in India, has not disclosed the information required to be disclosed in terms of Regulation 33 of the SEBI (Listing Obligations and Disclosure Requirements) Regulations, 2015, as amended, including the manner in which it is to be disclosed, or that it contains any material misstatement.

**Our opinion is not modified in respect of these matters.**





**P C N & ASSOCIATES**  
CHARTERED ACCOUNTANTS  
Plot No. 12, "N Heights"  
Ground Floor, Software Layout Unit  
Cyberabad, Hyderabad - 500 081.

Tel. : (91-40) 2311 9499  
E-mail : pcnassociates@yahoo.com


6) The accompanying Statement includes the unaudited interim financial results and other financial information, in respect of 14 subsidiaries, whose unaudited interim financial results include total assets of Rs. 3197.23 crores total revenue of Rs. 1079.24 crores, total net profit/(loss) after tax of Rs. 203.76croresand total comprehensive income / (loss) of Rs. 142.58 crores for the half year ended 30th September ,2020 as considered in the consolidated unaudited financial results which have been reviewed by their management of the respective companies. The Management of these companies has prepared the financial statements and furnished to us and our conclusion on the Statement, in so far as it relates to the amounts and disclosures in respect of these subsidiaries is based solely on the report of Management and procedures performed by us as stated in paragraph 3 above.

7) Certain of these subsidiaries are located outside India whose financial results and other financial information have been prepared in accordance with accounting principles generally accepted in their respective countries and which have been reviewed by Management under generally accepted auditing standards applicable in their respective countries. The Holding Company's management has converted the financial results of such subsidiaries located outside India from accounting principles generally accepted in their respective countries to accounting principles generally accepted in India. We have reviewed these conversion adjustments made by the Holding Company's management. Our conclusion in so far as it relates to the balances and affairs of such subsidiaries located outside India is based on the report of Management and the conversion adjustments prepared by the management of the Holding Company and reviewed by us.

Without qualifying our review report, Attention is invited to the following material observations which have been identified by us during the verification period:

1. The company is having branch operations at USA which are part of standalone financials.

For P C N & Associates  
Chartered Accountants  
FRN: 016016S



K Gopala Krishna

Partner

M.No.203605

UDIN: 20203605AAAAFO3598

Date: 12-11-2020

Place: Hyderabad





**P C N & ASSOCIATES**  
CHARTERED ACCOUNTANTS  
Plot No. 12, "N Heights"  
Ground Floor, Software Layout Unit  
Cyberabad, Hyderabad - 500 081.

Tel. : (91-40) 2311 9499  
E-mail : pcnassociates@yahoo.com


Independent Auditor's Review Report on the Quarterly and Year to Date Unaudited Standalone Financial Results of the Company Pursuant to the Regulation 33 of the SEBI (Listing Obligations and Disclosure Requirements) Regulations, 2015, as amended

The Board of Directors  
Brightcom Group Limited  
Hyderabad

We have reviewed the accompanying statement of unaudited standalone financial results of Brightcom Group Limited ("the Company") for the quarter and half year ended 30th September ,2020 ("the Statement") attached herewith, being submitted by the Company pursuant to the requirements of Regulation 33 of the SEBI (Listing Obligation and Disclosure Requirements) Regulations, 2015, as amended ( the " Listing Regulations").

The preparation of the Statement in accordance with the recognition and measurement principles laid down in Indian Accounting Standard 34, (IndAS 34) "Interim Financial Reporting" prescribed under Section 133 of the Companies Act, 2013 read with Rule 3 of Companies (Indian Accounting Rules), 2015, as amended read with the Circular is the responsibility of the Company's Management and has been approved by the Board of Directors of the Company. Our responsibility is to issue a report on these financial statements based on our review.

We conducted our review in accordance with the Standard on Review Engagement (SRE) 2410, "Review of Interim Financial Information Performed by the Independent Auditor of the Entity" issued by the Institute of Chartered Accountants of India. This standard requires that we plan and perform the review to obtain moderate assurance as to whether the financial statements are free of material misstatement. A review is limited primarily to inquiries of company personnel and analytical procedures, applied to financial data and thus provides less assurance than an audit. We have not performed an audit and accordingly, we do not express an audit opinion.




Without qualifying our review report, Attention is invited to the following material observations which have been identified by us during the verification period:

1. The company is having branch operations at USA which are part of standalone financials.

Based on our review conducted as above, nothing has come to our attention that causes us to believe that the accompanying Statement, prepared in accordance with applicable Indian Accounting Standards and other recognized accounting practices and policies, has not disclosed the information required to be disclosed in terms of Regulation 33 of the SEBI (Listing Obligations and Disclosure Requirements) Regulations, 2015 including the manner in which it is to be disclosed, or that it contains any material misstatement.

For P C N & Associates  
Chartered Accountants  
FRN: 016016S



K Gopala Krishna  
Partner  
M.No.203605  
UDIN: 20203605AAAAFO3598

Date: 12-11-2020  
Place: Hyderabad